



Instructions on MET 2nd Attempt Payment

1. Introduction

These instructions on **MET 2nd attempt payment** will guide you on how to pay the 2nd attempt fee.

2. OTBS Login



- URL: <https://cdn.digialm.com/EForms/configuredHtml/32833/88209/login.html>
- Enter your **MAHE Application number**
- Enter the **OTBS Password**
 - **Candidates who have accessed OTBS portal during MET Phase 1:** Enter the password which you have already updated
 - **Candidates who have NOT accessed OTBS portal during MET Phase 1:** Enter your DOB in DDMMYYYY format
- Enter the captcha code.
- Click the **“Login”** button.

If required, use “Forgot password” option to retrieve your OTBS password on your registered email ID and Password

In case if you wish to change the password, the new password meeting the following criteria

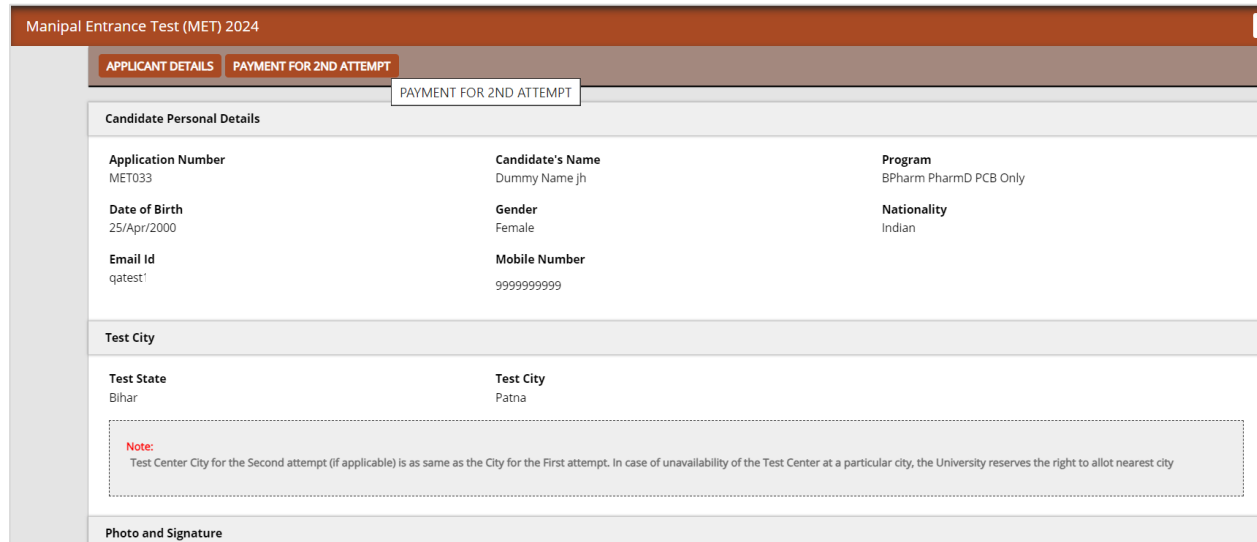
- Minimum length of new password should be 8
- Maximum length of new password should be 9
- Minimum numeric characters needed in new password should be 1
- Minimum upper case characters needed in new password should be 1
- Minimum lower case characters needed in new password should be 1
- Minimum special case characters needed in new password should be 1
- Special characters like <> & % “ and ' are NOT allowed.

Instructions on MET 2nd Attempt Payment

After logging in verify your details displayed.

Check your **Test City**. Please note that there is **NO** provision for changing the Test City.

Click on **“Payment for 2nd attempt”** button



Manipal Entrance Test (MET) 2024

APPLICANT DETAILS PAYMENT FOR 2ND ATTEMPT

PAYMENT FOR 2ND ATTEMPT

Candidate Personal Details

Application Number MET033	Candidate's Name Dummy Name Jh	Program BPharm PharmD PCB Only
Date of Birth 25/Apr/2000	Gender Female	Nationality Indian
Email Id qatest1	Mobile Number 9999999999	

Test City

Test State Bihar	Test City Patna
----------------------------	---------------------------

Note:
Test Center City for the Second attempt (if applicable) is as same as the City for the First attempt. In case of unavailability of the Test Center at a particular city, the University reserves the right to allot nearest city

Photo and Signature

Click on **“Click here for Payment”** button



MANIPAL ACADEMY of HIGHER EDUCATION
(Institution of Eminence Deemed to be University)

Manipal Entrance Test (MET) 2024 LOGOUT

APPLICANT DETAILS PAYMENT FOR 2ND ATTEMPT

PAYMENT FOR 2ND ATTEMPT

Your Selection Click here for Payment Refresh

Read the declaration, Select the Checkbox, Click on **“Submit”** button.

PERSONAL DETAILS

Personal Details -

Application Sequence No * <input type="text" value="MET033"/>	Candidate Name * <input type="text" value="Dummy Name jh"/>	Mobile No * <input type="text" value="9999999999"/>
Email ID * <input type="text" value="qatest1"/>	DOB * <input type="text" value="25/04/2000"/>	Gender * <input type="text" value="Female"/>
State * <input type="text" value="Bihar"/>	Exam City * <input type="text" value="Patna"/>	Program * <input type="text" value="BPharm PharmD PCB Only"/>

Payment Details -

Payment Amount *

Declaration

I am fully aware that the 2nd Attempt fee prescribed by Manipal Academy of Higher Education (MAHE) will not be refunded for any reason.
 The examination will be held on 18th and 19th May 2024, and there is only one slot per Day i.e. between 02:00 PM to 04:00 PM.

I Agree



SUBMIT

Select any one of the Payment methods and proceed with the payment

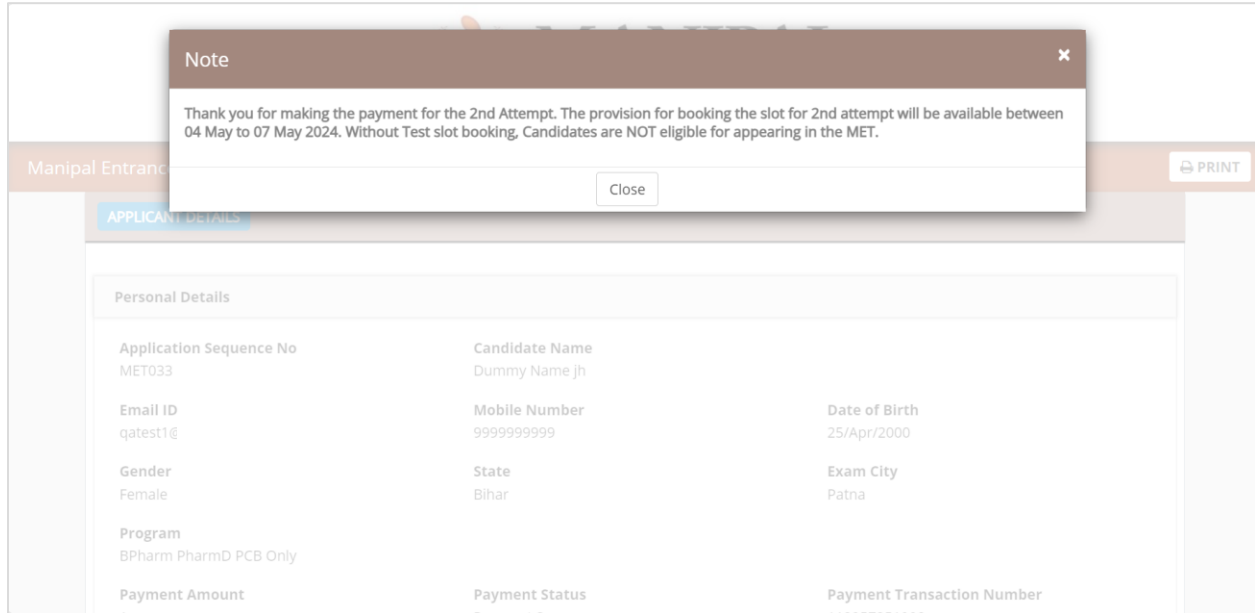
Manipal Academy of Higher Education

Transaction times out in **13:21 mins**

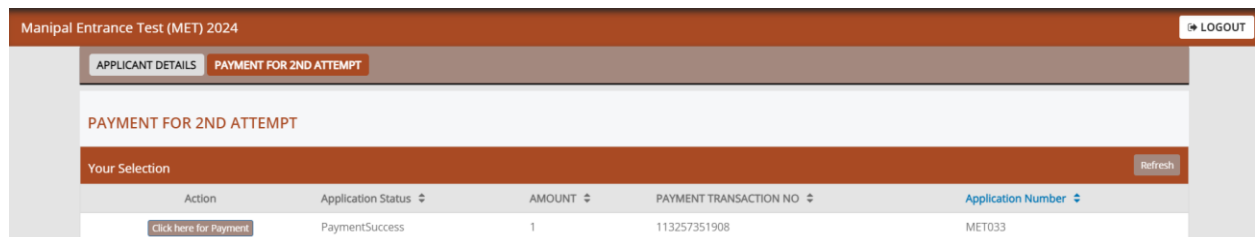
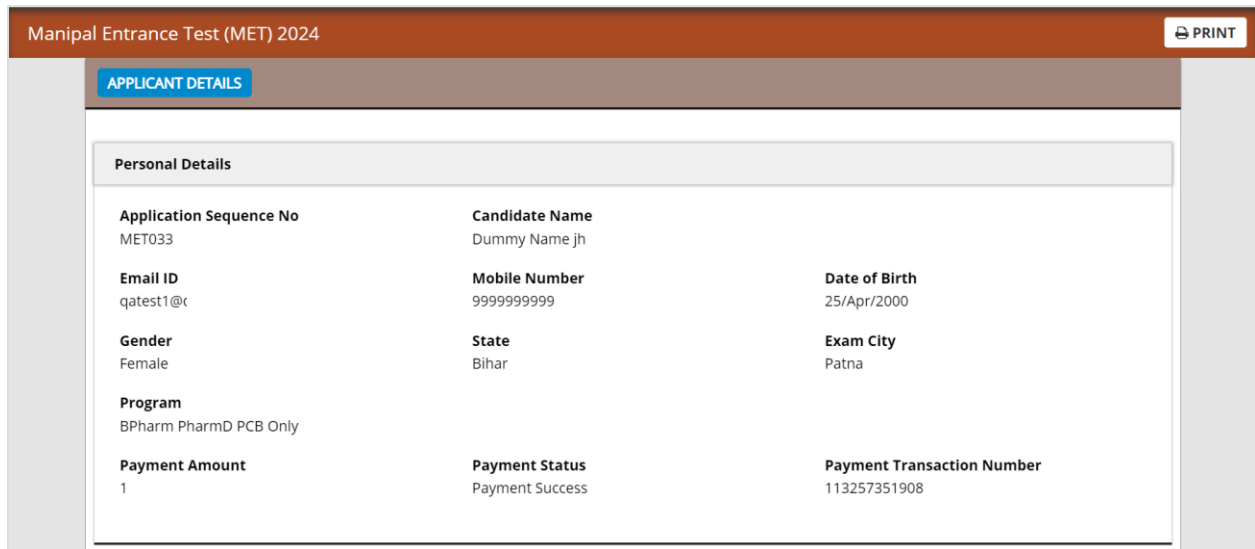
MET Payment 2024 English ▾

<p>Payment Information</p> <div style="display: flex; flex-direction: column; gap: 5px;"> <div style="border: 1px solid #ccc; padding: 5px; text-align: center; width: 100%;">Credit Card</div> <div style="border: 1px solid #ccc; padding: 5px; text-align: center; width: 100%;">Debit Cards</div> <div style="border: 1px solid #ccc; padding: 5px; text-align: center; width: 100%;">Net Banking</div> <div style="background-color: #4CAF50; color: white; padding: 5px; text-align: center; width: 100%; font-weight: bold;">UPI</div> </div>	<p style="text-align: center; font-weight: bold;">Pay with UPI QR</p> <div style="border: 1px solid #ccc; padding: 10px; margin-bottom: 10px;">  <p>Scan and Pay Scan the QR code using any UPI app on your phone</p> <p style="text-align: center;">  </p> <p style="text-align: center;">Expires in 4:44 mins.</p> </div> <p style="text-align: center; font-weight: bold; margin-bottom: 10px;">OR</p> <p>Pay with UPI ID</p> <input style="width: 100%; margin-bottom: 5px;" type="text"/> <p style="font-size: small; color: #4CAF50;">Verify VPA</p> <p style="font-size: x-small; color: #4CAF50;">I agree with the Privacy Policy by proceeding with this payment.</p> <p style="font-size: large; font-weight: bold; color: #0070C0; margin-bottom: 10px;">INR 1400.00 <small>(Total Amount Payable)</small></p> <div style="text-align: center; margin-bottom: 10px;"> Make Payment </div> <p style="text-align: center; font-size: x-small; color: #4CAF50;">Cancel</p>	<div style="border: 1px solid #ccc; padding: 5px; background-color: #f0f0f0;"> <p style="margin: 0; font-weight: bold; font-size: small;">ORDER DETAILS</p> <p style="margin: 0; font-size: x-small;">Order #: MAHE000001820240419150340982</p> <table style="width: 100%; font-size: x-small; border-collapse: collapse;"> <tr> <td style="width: 70%;">Order Amount</td> <td style="text-align: right;">1400.00</td> </tr> <tr> <td>Convenience Fee</td> <td style="text-align: right;">0.00</td> </tr> <tr> <td>Tax (18.00%)</td> <td style="text-align: right;">0.00</td> </tr> <tr> <td style="font-weight: bold; margin-top: 5px;">Total Amount</td> <td style="text-align: right; font-weight: bold;">INR 1400.00</td> </tr> </table> </div>	Order Amount	1400.00	Convenience Fee	0.00	Tax (18.00%)	0.00	Total Amount	INR 1400.00
Order Amount	1400.00									
Convenience Fee	0.00									
Tax (18.00%)	0.00									
Total Amount	INR 1400.00									

On successful payment, the following message will be displayed.



Please check the Payment status and Payment Transaction Number. The status "Payment Success" will indicate the payment for the 2nd attempt is successful.



Note: Do not close the browser window directly. Please use “Log out” button only.

3. Query Resolution

- All queries are to be sent to admissions@manipal.edu
- Queries sent to any other email id will be NOT replied to
- **Slot once booked, cannot be changed under any circumstances**

We wish you All the Best for the Manipal Entrance Test

The Admissions Team

Manipal Academy of Higher Education (MAHE), Manipal

www.manipal.edu

Tel: +91 9243777700

Email: admissions@manipal.edu

Updated on 20 April 2024, 11:00 AM